

Latest News & Insights

The June contract was a bit volatile to the upside in its final two days of trading, rolling off Wednesday to settle at \$3.04, a 4.6% gain. July took over as the prompt contract and continued to rise, closing out the shortened trading week at \$3.29, up nearly 9%.

Ongoing Middle Eastern tensions, warming temperatures in the upcoming six to ten-day forecast, a modest 92 Bcf storage injection, and expectations for increasing LNG export volumes led to the bullish sentiment in the market. Today is also the official kick-off of the 2026 hurricane season, which NOAA has predicted to be lighter than normal. The curve is mixed to start off this morning - please reach out with your questions.

NYMEX Natural Gas Futures

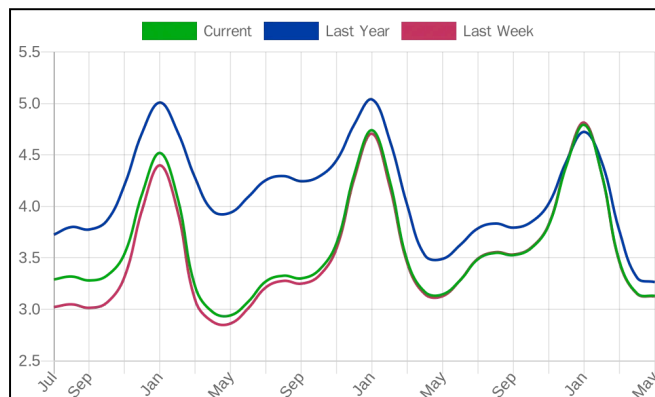
Closing Prices on 5/29/2026

Term	Definition	\$/Dt	Δ/Week
Jun-26	(Final Settlement)	\$3.040	\$0.133
Jul-26	(Front Month)	\$3.290	\$0.269
Jul-26 to Oct-26	(Summer Diminishing)	\$3.304	\$0.267
Nov-26 to Mar-27	(Winter Forward)	\$3.896	\$0.152
Jul-26 to Jun-27	(12 Month)	\$3.474	\$0.172
Jul-26 to Jun-28	(24 Month)	\$3.541	\$0.106

Related NYMEX Energy Futures

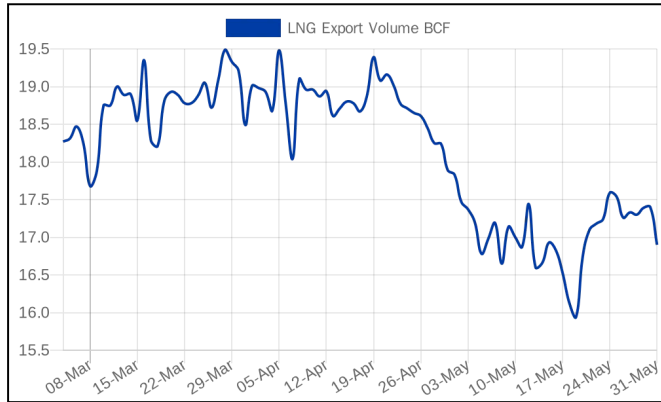
Closing Prices on 05/29/2026

Product	Term	Definition	\$/Bbl or Gal	Δ/Week	\$/Dt
Crude Oil	Jul-26	(Front Month)	\$87.36	(\$9.24)	\$15.06
Crude Oil	Jul-26 to Sep-26	(3 Month)	\$85.28	(\$7.81)	\$14.70
Heating Oil	Jul-26	(Front Month)	\$3.4886	(\$0.2834)	\$25.15
Heating Oil	Jul-26 to Sep-26	(3 Month)	\$3.4375	(\$0.2302)	\$24.78
Gasoline	Jul-26	(Front Month)	\$3.0344	(\$0.3170)	\$24.27
Propane	Jul-26	(Front Month)	\$0.8096	(\$0.0179)	\$8.47



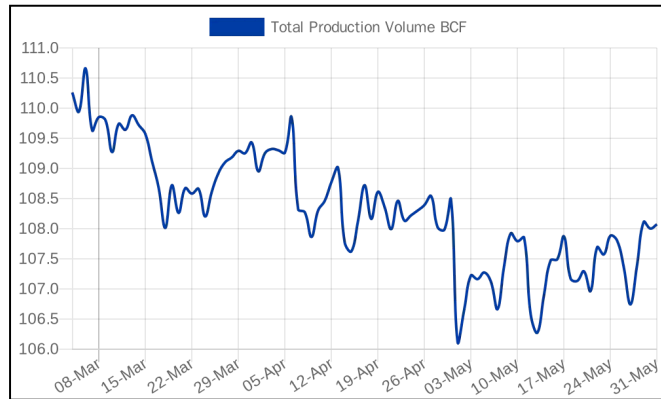
LNG Exports (Bcf/d)

Date	05/25/26	05/26/26	05/27/26	05/28/26	05/29/26	05/30/26	05/31/26
Bcf/d	17.54	17.26	17.33	17.30	17.39	17.40	16.90



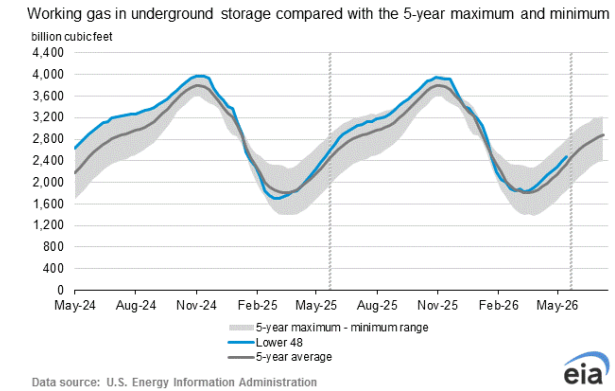
Domestic Production (Bcf/d)

Date	05/25/26	05/26/26	05/27/26	05/28/26	05/29/26	05/30/26	05/31/26
Bcf/d	107.80	107.36	106.74	107.39	108.11	108.00	108.07

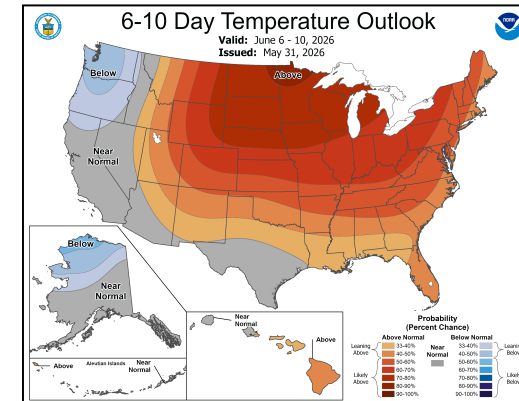


Storage Report

The EIA reported a weekly injection of 92 Bcf, and 2,483 Bcf of working gas storage; which is 21 Bcf greater than last year and 144 Bcf above the 5 yr. avg.



National Weather Forecast



Domestic Rig Count

Baker Hughes reports 125 natural gas rig(s) for the week ending 05/29/2026, an increase of 0 rig(s) for the week, vs. 109 the same week in 2025.



Courtesy Of:
Kevin Lievsay
 (770) 656-2881
kevin.lievsay@onlyfng.com
 Thank you for your continued support of FNG!

SouthStar Energy Services (SSE) has not verified the accuracy of the information provided in this newsletter – we are simply providing helpful and relevant industry information. The opinions expressed here are not a recommendation to buy or sell any products or services. If you choose to rely on any information or opinions shared in this newsletter, you are doing so at your own risk. SSE does not provide any warranties, whether expressed or implied, regarding the content of this newsletter.