

## Latest News & Insights

The May contract expired mildly higher on Tuesday to settle at \$2.559. June took over and traded lower to start but rallied a bit as the week went on to close out Friday at \$2.78, a gain over 3.6%. The summer was up 2.7% and the one- and two-year strips were up 1.6% and 1%, respectively.

The market has been largely trading sideways on mixed fundamentals. The EIA posted an injection of 79 Bcf, generally in line with expectations, but inventories are ahead of both the one- and five-year averages. Both LNG exports and production are off their highs, but that's largely due to seasonal maintenance. The weather has generally been a bit bearish but warmer temperatures are blanketing the West in upcoming forecasts. Crude topped the \$100 mark again as tensions continue in the Middle East. Please reach out with any questions.

### NYMEX Natural Gas Futures

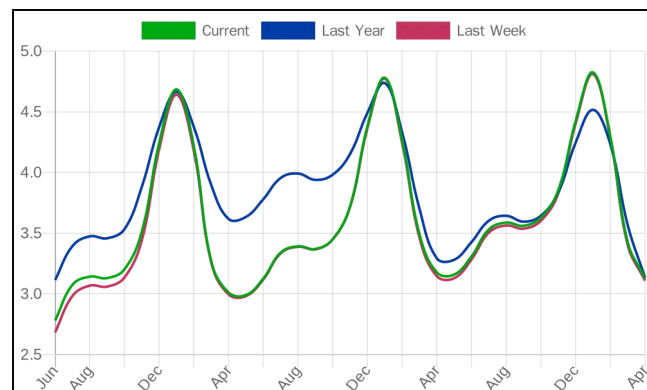
Closing Prices on 5/01/2026

Term	Definition	\$/Dt	Δ/Week
May-26	(Final Settlement)	\$2.559	\$0.036
Jun-26	(Front Month)	\$2.780	\$0.097
Jun-26 to Oct-26	(Summer Diminishing)	\$3.066	\$0.080
Nov-26 to Mar-27	(Winter Forward)	\$3.984	\$0.042
Jun-26 to May-27	(12 Month)	\$3.438	\$0.053
Jun-26 to May-28	(24 Month)	\$3.538	\$0.034

### Related NYMEX Energy Futures

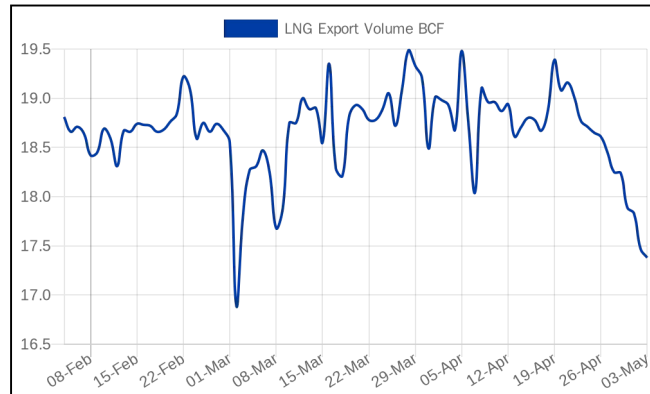
Closing Prices on 05/01/2026

Product	Term	Definition	\$/Bbl or Gal	Δ/Week	\$/Dt
Crude Oil	Jun-26	(Front Month)	\$101.94	\$7.54	\$17.57
Crude Oil	Jun-26 to Aug-26	(3 Month)	\$96.68	\$6.80	\$16.66
Heating Oil	Jun-26	(Front Month)	\$3.9464	\$0.1521	\$28.45
Heating Oil	Jun-26 to Aug-26	(3 Month)	\$3.7869	\$0.1591	\$27.30
Gasoline	Jun-26	(Front Month)	\$3.5952	\$0.2675	\$28.76
Propane	Jun-26	(Front Month)	\$0.8654	\$0.0146	\$9.06



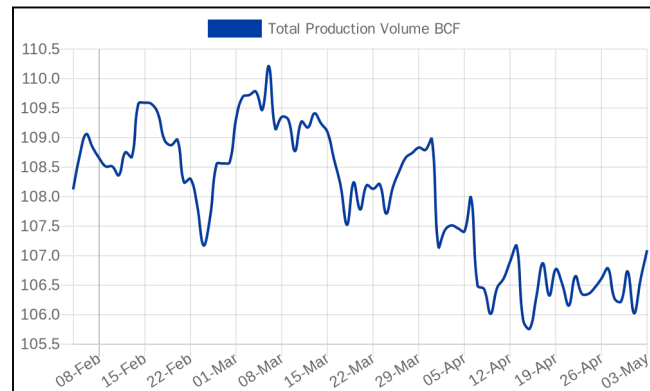
### LNG Exports (Bcf/d)

Date	04/27/26	04/28/26	04/29/26	04/30/26	05/01/26	05/02/26	05/03/26
Bcf/d	18.45	18.25	18.24	17.89	17.83	17.47	17.38



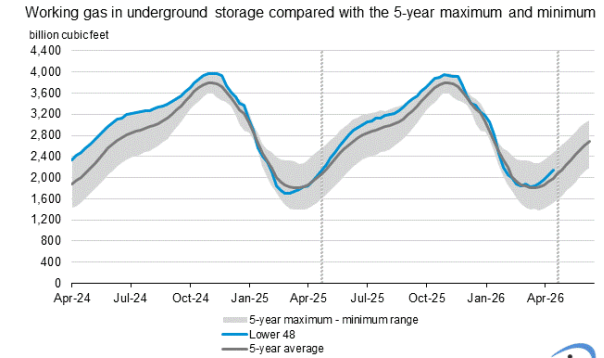
### Domestic Production (Bcf/d)

Date	04/27/26	04/28/26	04/29/26	04/30/26	05/01/26	05/02/26	05/03/26
Bcf/d	106.78	106.27	106.22	106.73	106.02	106.60	107.09



### Storage Report

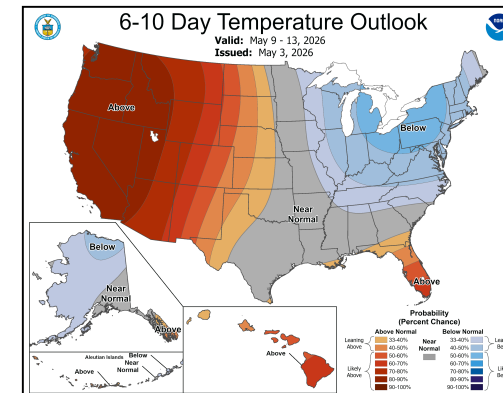
The EIA reported a weekly injection of 79 Bcf, and 2,142 Bcf of working gas storage; which is 116 Bcf greater than last year and 153 Bcf above the 5 yr. avg.



Data source: U.S. Energy Information Administration



### National Weather Forecast



### Domestic Rig Count

Baker Hughes reports 130 natural gas rig(s) for the week ending 05/01/2026, an increase of 1 rig(s) for the week, vs. 108 the same week in 2024.



Courtesy Of:  
**Kevin Lievsay**  
(770) 656-2881  
[kevin.lievsay@onlyfng.com](mailto:kevin.lievsay@onlyfng.com)

Thank you for your continued support of FNG!

SouthStar Energy Services (SSE) has not verified the accuracy of the information provided in this newsletter – we are simply providing helpful and relevant industry information. The opinions expressed here are not a recommendation to buy or sell any products or services. If you choose to rely on any information or opinions shared in this newsletter, you are doing so at your own risk. SSE does not provide any warranties, whether expressed or implied, regarding the content of this newsletter.